


English

Writing [Click here to view curriculum knowledge](#)


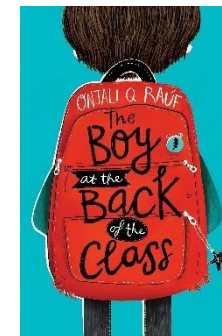
- Non-Fiction: Review
- Non-Fiction: Letter
- Poetry
- Fiction: Narrative
- Non-Fiction: Chronological Report

Reading [Click here to view curriculum knowledge](#)

Throughout the term we will have a focus on the novels, 'Nothing To See Here Yeti' and 'The Boy at the Back of the Class'. Alongside this, we will be also looking at a range of genres including: narratives, non-fiction texts linked to our big question and our history/geography topics, poems, song lyrics and picture books.

We will focus on the following skills:

- Draw on contextual evidence to make sense of what is read.
- Comment on and compare the language choices the author has made to convey information over a range of non-fiction texts.
- Identify and discuss the viewpoint in the text.
- Declare and justify personal preferences for writers and types of text.
- Justify inferences with evidence.
- Make predictions based on details stated and implied.



Year 4	Autumn Term 2024-2025	What does it mean to belong?
--------	-----------------------	------------------------------

Maths

[Click here to view curriculum knowledge](#)

Multiplication and Division:

- recall multiplication and division facts for multiplication tables up to 12×12
- use place value, known and derived facts to multiply and divide mentally, including: multiplying by 0 and 1; dividing by 1; multiplying together three numbers • recognise and use factor pairs and commutativity in mental calculations
- multiply two-digit and three-digit numbers by a one-digit number using formal written layout
- solve problems involving multiplying and adding, including using the distributive law to multiply two digit numbers by one digit, integer scaling problems and harder correspondence problems such as n objects are connected to m objects

Length, perimeter, and area:

- Convert between different units of measure
- estimate, compare and calculate different measures, including money in pounds and pence
- measure and calculate the perimeter of a rectilinear figure (including squares) in centimetres and metres
- find the area of rectilinear shapes by counting squares

Fractions:

- count up and down in hundredths;
- recognise that hundredths arise when dividing an object by one hundred and dividing tenths by ten.
- recognise and show, using diagrams, families of common equivalent fractions
- solve problems involving increasingly harder fractions to calculate quantities, and fractions to divide quantities, including non-unit fractions where the answer is a whole number
- add and subtract fractions with the same denominator

Science - Properties of Materials


[Click here to view key knowledge](#)



<https://www.bbc.co.uk/bitesize/topics/zryycdm>

Geography - Rivers

[Click here to view key knowledge](#)



<https://www.bbc.co.uk/bitesize/articles/z7w8pg8#zhtybqt>

History - Changes in Leisure

[Click here to view key knowledge](#)




<https://school-learningzone.co.uk/key-stage-two/ks2-history/british-history/leisure-and-entertainment/leisure-and-entertainment.html>

Computing - Data Logging and E-Safety[Click here to view key knowledge](#)

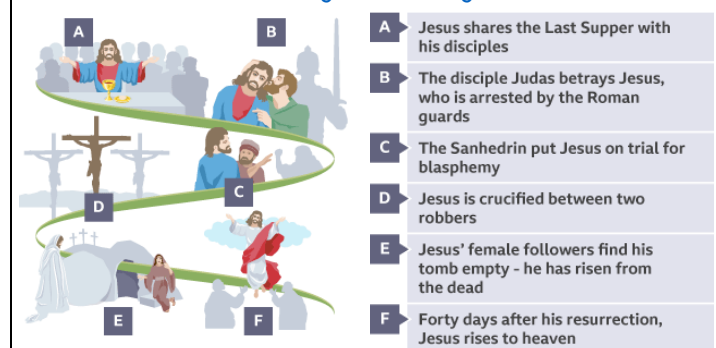
A	Weather			
	Day	Summary	Temperature (°C)	Rainfall (mm)
	Sunday	Sunny	21	0
	Monday	Partly cloudy	17	0
	Tuesday	Overcast	16	2
	Wednesday	Overcast	15	1
	Thursday	Partly cloudy	16	0
	Friday	Sunny	20	0
	Saturday	Sunny	22	0

B	Fitness tracker	
	Day	Steps
	Sunday	10507
	Monday	12139
	Tuesday	9844
	Wednesday	12015
	Thursday	7053
	Friday	11413
	Saturday	4341

C	Sports				
	Team	Played	Won	Lost	Drawn
	Archers	7	2	2	3
	Badgers	7	4	1	2
	Coasters	8	3	4	1
	Fliers	7	1	3	3
	Ringers	8	3	4	1
	Zoomers	7	5	0	2

<https://www.bbc.co.uk/teach/class-clips-video/articles/zp84g7h><https://www.esafety.gov.au/kids>**Design Technology** - Sewing[Click here to view key knowledge](#)**Art & Design** - Landscapes[Click here to view key knowledge](#)

Peter De Wint - Landscape artist

<https://www.britannica.com/biography/Peter-De-Wint>**Religious Education** - Salvation and Incarnation[Click here to view key knowledge](#)<https://www.youtube.com/watch?v=Nfmhv5hOk4M>**Music** - Comparing Musical Genres[Click here to view key knowledge](#)



<https://www.bbc.co.uk/bitesize/articles/zt43khv#zqxjp9q>

Music Vocabulary

Dynamics
(Levels of sound - loud or soft)

diminuendo (very quiet) *crescendo* (very loud)

pp pianissimo *p* piano *mp* mezzo piano *mf* mezzo forte *f* forte *ff* fortissimo

Tempo
(GIVEN: time. Speed that the music is played at)

ritardando (very slow) *all. viv.* (very fast) *accel.* (very fast) *accelerando* (very fast)

J = 120 beats per minute (BPM) *J = 40* *J = 120* *J = 200*

largo (large) *adagio* (slowly) *andante* (walking pace) *allegro* (fast/cheerful) *presto* (quick) *prestissimo* (very quick)

Timbre: the character of the sound
Pitch: the measure of how low or high a note is.
Texture: the different sounds and instruments working together.

https://www.youtube.com/watch?v=jD79wiJ_02k

<https://www.bbc.co.uk/bitesize/articles/zt4tj6rd#zxrsg2p>

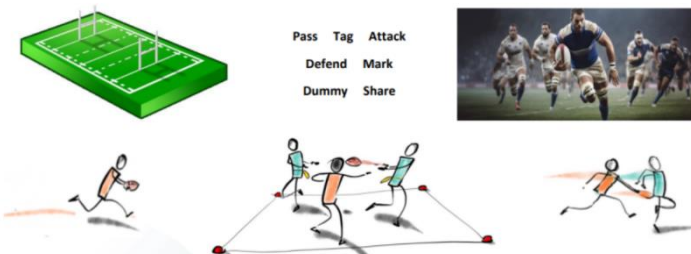
Personal and Social, Health Education
(PSHE) - Computer Safety and British Values
[Click here to view key knowledge](#)

Free resources you may wish to access at home:
<https://www.1decision.co.uk/resources/kids-zone>

Physical Education - Gymnastics and Tag Rugby

[Click here to view key knowledge](#)

Rugby is a full-contact team sport, played with an oval-shaped ball, and requires power, speed and teamwork. Tag Rugby rules are similar to rugby, but without contact, players try to score by touching their ball down within their 'try zone' without the other players removing their tag.



STEPS TO SUCCESS

These are the skills I need to achieve success in LKS2 Tag Rugby:

- | | |
|---|--|
| To travel with the ball. | To defend by removing a player's tag. |
| To keep a horizontal line with others when running. | To work together with others. |
| To catch the ball whilst on the move. | To play games against others that require tactics to be used to try score. |

