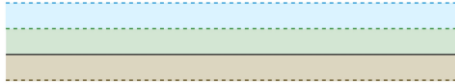






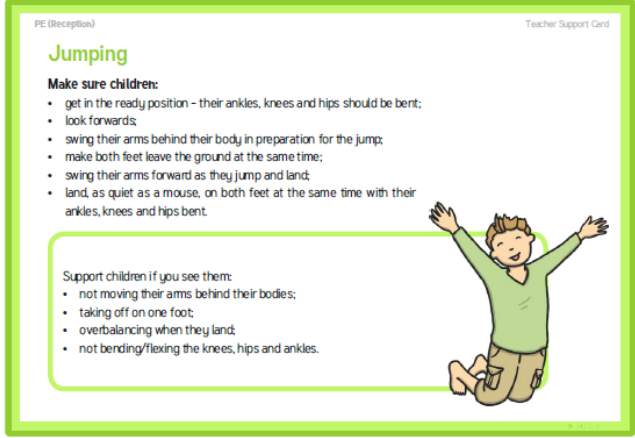




Key Knowledge	Useful links	Vocabulary
<p>English:</p> <p>During learning time and within our provision we will focus on these key knowledge and skills:</p> <ul style="list-style-type: none"> <li>• Telling stories,</li> <li>• Joining in with actions.</li> <li>• Rehearse the story- encourage retelling through provision-</li> <li>• Innovate a new story by verbally changing the characters of the story.</li> <li>• Make puppets/ props</li> </ul> <p>We will teach phonics using our Floppy Phonic Scheme. This term we will cover the sounds:</p>	<p>To support children's letter formation we use this image to model <i>letters that sit in the grass, letters that reach the sky (ascenders) and letter that go underground (descenders)</i>.</p>  <p>Please use name templates that we will send home to support your child with this.</p> <p>To find out more about Floppy Phonics and for free resources to use at home <a href="https://home.oxfordowl.co.uk/">https://home.oxfordowl.co.uk/</a></p> 	<p>Reading Books Letters Sounds Words Sentences Phonics</p> <p>Phonics Blend Grapheme Phoneme Segment</p>

<p>Maths: <a href="#">Click here to view curriculum knowledge</a></p> <p>During learning time and within our provision we will focus on these key knowledge and skills:</p> <ul style="list-style-type: none"> <li>Representing, comparing and the composition of 1,2,3</li> <li>Match and sort</li> <li>Compare amounts</li> <li>Subitising</li> <li>Positional language</li> <li>Compare size, mass &amp; capacity</li> <li>Exploring pattern</li> </ul>	<p>Use a range of different concrete ways to represent the numbers</p>  <p>Counting on and back song:  <a href="https://www.youtube.com/watch?v=6RfIKqkvHTY">https://www.youtube.com/watch?v=6RfIKqkvHTY</a></p> <p><u>Subitising</u> is being able to look at a group of objects and realise how many there are without counting. This only works with small groups of numbers, as we can only subitise up to 5 things. – you can practise using this song:  <a href="https://www.youtube.com/watch?v=PSIA-u_ABmU">https://www.youtube.com/watch?v=PSIA-u_ABmU</a></p> 	<p>Numbers   Sort   Match  Compare   Size   Pattern  Counting   Add   Subtract  Subitising</p>
<p>Understanding of the World</p> <p>Geography Focus: What happens when the season changes from autumn to winter? <a href="#">Click here to view key knowledge</a></p> <ul style="list-style-type: none"> <li>The weather changes at different times in the year.</li> <li>The four seasons are winter, spring, summer and autumn.</li> <li>It is coldest in the winter and warm in summer.</li> <li>We can see different plants and animals in the different seasons.</li> </ul> <p>History Focus: Light and Dark Celebrations <a href="#">Click here to view key knowledge</a></p> <ul style="list-style-type: none"> <li>A <u>celebration</u> is celebrating an important day or event.</li> </ul>	 <p>We will explore books that help support our learning</p>	<p>Seasons   Weather   Winter  Spring   Summer   Autumn   Cold  Warm</p> <p>Light   Dark   Celebrate   Diwali  Festival   Bonfire   Fireworks  Safety   Christmas   Christ Jesus  Advent</p>

<ul style="list-style-type: none"> <li>• <u>Diwali</u> is the Indian “<b>festival of lights</b>”—a holiday that celebrates good over evil. This year, Diwali will be celebrated on October 24.</li> <li>• <u>Bonfire Night</u> people light bonfires and fireworks on 5<sup>th</sup> November. In the past a man called Guy Fawkes failed to blow up the Houses of Parliament.</li> <li>• <u>Christmas</u> the annual Christian festival celebrating Christ’s birth, held on 25 December. It is celebrated in many countries around the world.</li> </ul>		
<p><b>Art &amp; Design – Andy Goldsworthy sculptor</b></p> <p><a href="#">Click here to view key knowledge</a></p> <p><b>Sculpture and art in a natural environment</b></p> <p><a href="https://www.bbc.co.uk/teach/class-clips-video/articles/zp4bbqt">https://www.bbc.co.uk/teach/class-clips-video/articles/zp4bbqt</a></p>		<p>Unique   Sketch   Self portrait Colour   Mixing   Express</p>
<p><b>Music – Beat, Tempo and Dynamics</b></p> <p>We will explore different elements of music through song and instruments.</p> <p><a href="#">Click here to view key knowledge</a></p> <p>Songs online</p> <p><a href="https://www.bbc.co.uk/teach/school-radio/music-songs-ks1-ks2-page/znrj8xs">https://www.bbc.co.uk/teach/school-radio/music-songs-ks1-ks2-page/znrj8xs</a></p>		<p>Music   Pulse/Beat   Voice Instrument   Rhythm   Singing</p>

<p><b>PE:</b> Jump, Roll and Balance (Gymnastics) <a href="#">Click here to view key knowledge</a></p> <ul style="list-style-type: none"> <li>• Learning four jumps and how to complete them safely: Star jump, tuck jump, straight jump, half turn jump.</li> <li>• Learn five rolls and how to complete them safely: Egg roll, dish roll, teddy bear roll, back roll and pencil roll.</li> <li>• Balance on two and three points and hold.</li> <li>• Link a jump, roll and balance to form a sequence.</li> <li>• Begin to use gymnastics equipment safely.</li> </ul>	 <p>PE (Reception) Teacher Support Card</p> <h3>Jumping</h3> <p><b>Make sure children:</b></p> <ul style="list-style-type: none"> <li>• get in the ready position - their ankles, knees and hips should be bent;</li> <li>• look forwards;</li> <li>• swing their arms behind their body in preparation for the jump;</li> <li>• make both feet leave the ground at the same time;</li> <li>• swing their arms forward as they jump and land;</li> <li>• land, as quiet as a mouse, on both feet at the same time with their ankles, knees and hips bent.</li> </ul> <p><b>Support children if you see them:</b></p> <ul style="list-style-type: none"> <li>• not moving their arms behind their bodies;</li> <li>• taking off on one foot;</li> <li>• overbalancing when they land;</li> <li>• not bending/flexing the knees, hips and ankles.</li> </ul> 	<p>Jump, bounce, bend, spring.</p> <p>Roll, smooth, round.</p> <p>Balance, points of contact, hold</p> <p>Sequence</p>
<p><b>RE:</b> Big Question: Why do Christians perform Nativity Plays at Christmas? <a href="#">Click here to view key knowledge</a></p> <ul style="list-style-type: none"> <li>• Why is Christmas a special time for Christians?</li> <li>• Who was Jesus? Why was he a special baby?</li> <li>• Role play the Nativity Story</li> <li>• How do you celebrate Christmas?</li> </ul>	<p><a href="https://www.bbc.co.uk/cbeebies/watch/lets-celebrate-christmas">https://www.bbc.co.uk/cbeebies/watch/lets-celebrate-christmas</a></p>  <p>Christmas</p>	<p>Christmas</p> <p>Christian</p> <p>Jesus</p> <p>Incarnation</p> <p>Nativity</p> <p>Manger</p>